

Face of the Classroom:


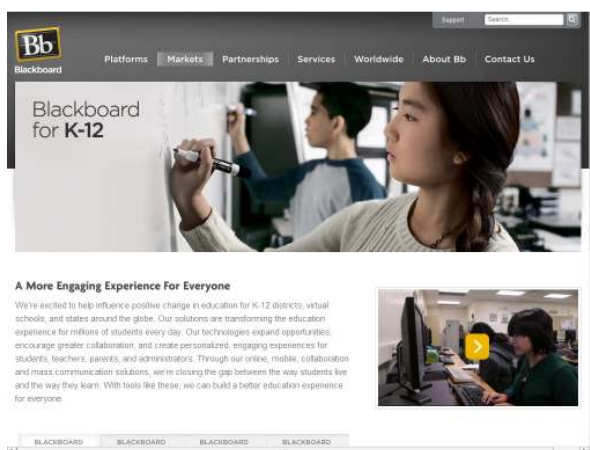
Creating an online presence for your classroom



Based on the MISD Face of Your Classroom site at <http://misditface.weebly.com/> and the 21 Things for the 21st Century Educator course found at <http://21things4teachers.net>.

There are four main types of online presence you can have for your classroom. The first is Online Course Management Systems, which includes things like Blackboard, Moodle, and Sakai. The second is Websites, such as Weebly, Pageflakes, or any of the numerous teacher website hosts on the internet. The third is Blogs, which consist of things like Edublogs, Blogger, or Wordpress. The fourth type is Wikis and Online Infrastructure Systems, such as PBWorks and Wikispaces. Each type has benefits and you will need to look at each of the four types and decide which 'Face' is best for you and your educational position.

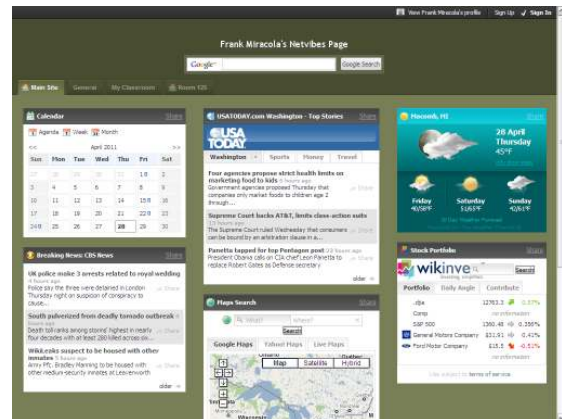
Online Classroom Management Systems: These can function as an extension of a classroom and are the most robust of all the options. An advantage is that they are a secure environment that requires an ID and password to gain access. Teachers have the ability to post documents, videos and tests online. Most class management systems are purchased by a district and offered to their teachers.



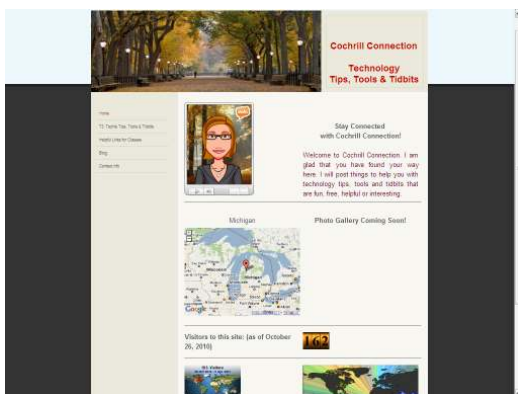
Websites or Personalized Homepages: Also know many times as start pages, these allow users to quickly create a web presence using widgets provided by each company. They require no software, they are free and you are given a free sub domain name (URL) for your site. Netvibes is one choice for a class website. Weebly is one of the easiest ways for a teacher to have a web site. Weebly offers the ability to easily upload text, images, documents and web links. It provides a site that may include multiple pages and even an embedded blog. Weebly is free and we will focus on it for this activity.



<http://www.pageflakes.com/Default.aspx>




http://www.netvibes.com/fmiracula#Main_Site



<http://cochrillconnection.weebly.com/>



<http://techbootcamp.weebly.com/>



<http://www.21things4teachers.net/index.html>



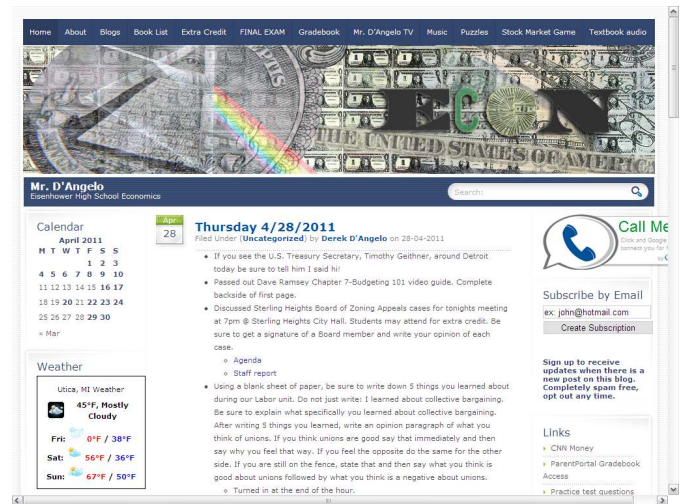
<http://www.infolibrarian.net/index.html>

Blogs: Short for web logs, or online journals, these are different from the others. Think of a blog as a daily journal.

Blogs let teachers add information on a regular basis to a blog site. Teachers use blogs to post daily assignments, student writings, podcasts or links to resources. Edublogs will be the main blog site discussed in this class.

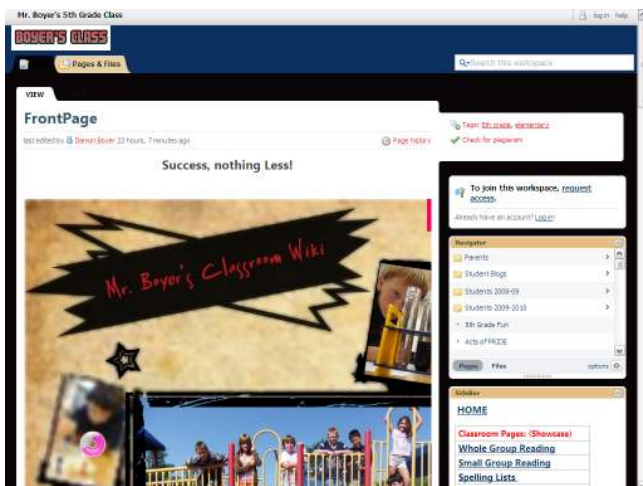


<http://edublogs.misd.net/mlshort/>

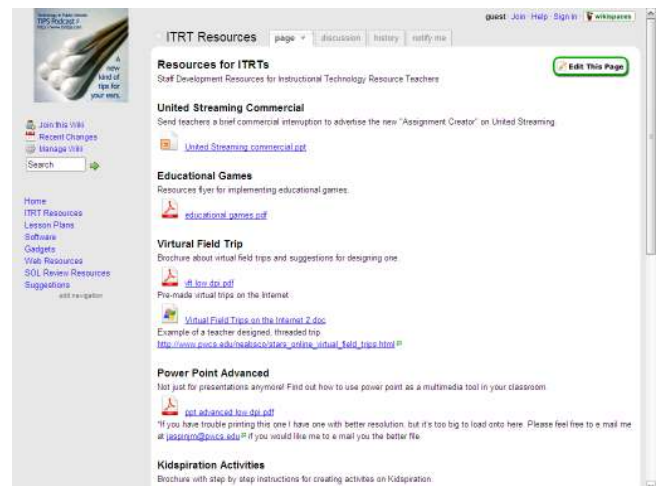


<http://edublogs.misd.net/dangelo/>

Wikis and Online Infrastructure Systems: Wikis are web sites that allow the users to create and edit interlinked web pages. Wikis are powered by Wiki software and are used many times to create collaborative web sites. Online Infrastructure Systems (OIS) refer to purchased products that school districts use for their online process. Check with your district to find out if they an OIS and if you have direct access to it. PBWorks and Wikispaces are two of the main educator wiki sites.



<http://mrboyersclass.pbworks.com/w/page/19233611/FrontPage>



<http://itrttps.wikispaces.com/ITRT+Resources>